

## Excel Plus Category 5e Surface Mount Boxes



25 Year System Warranty

Supports Gigabit Ethernet

Choice of Colours

### Features

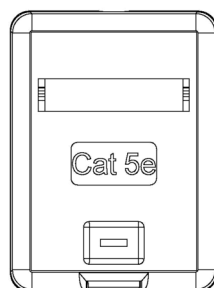
- Category 5e compliant
- Provides convenient workstation outlet for Gigabit Ethernet applications
- Available in a choice of port density
- Shuttered outlets as standard
- Choice of black or white
- Built in labelling field
- Supplied with cable ties and fixing kit
- Lifetime Product Warranty
- 25 Year System Warranty
- BSRIA Number 1 private label, by market share for the last three years

### Product Overview

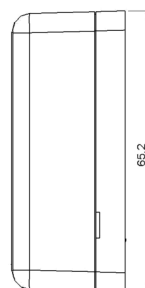
The new Excel Plus surface mount boxes can be used in a wide variety of applications and provide a quick and easy method of installing up to 6 outlets to work areas. These shuttered units can be installed in desk clusters, beneath retail counters, under floors or wall mounted. They are also ideal for temporary or emergency installations.

### 1 Port version

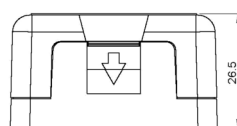
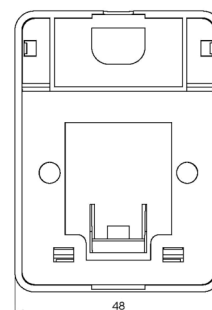
Top Aspect



Side Aspect



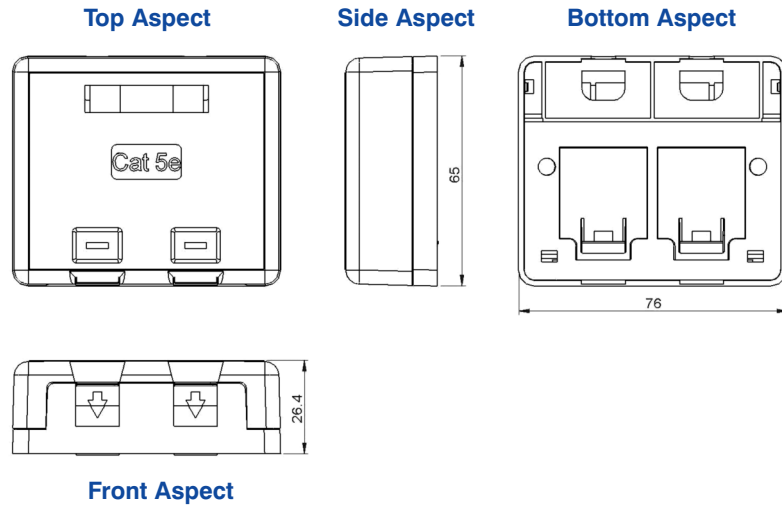
Bottom Aspect



Front Aspect

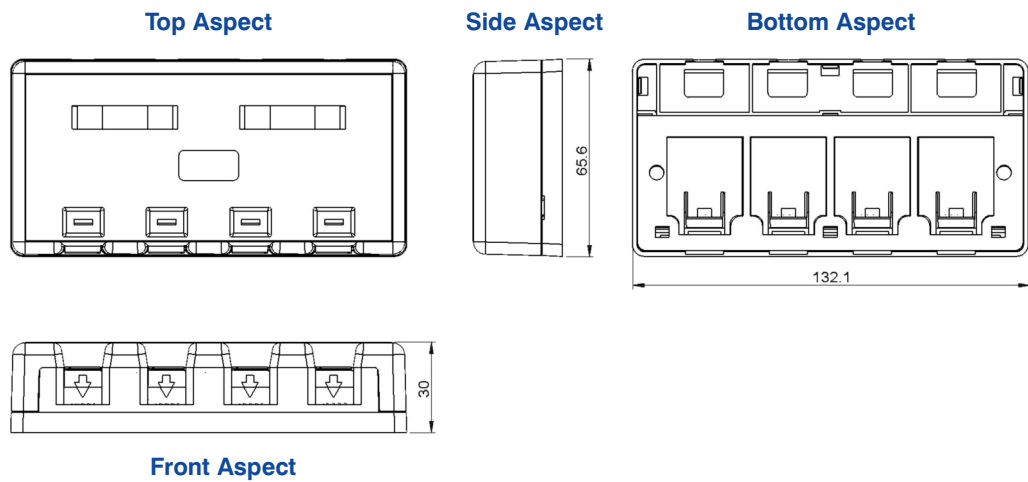
## 2 Port version

---



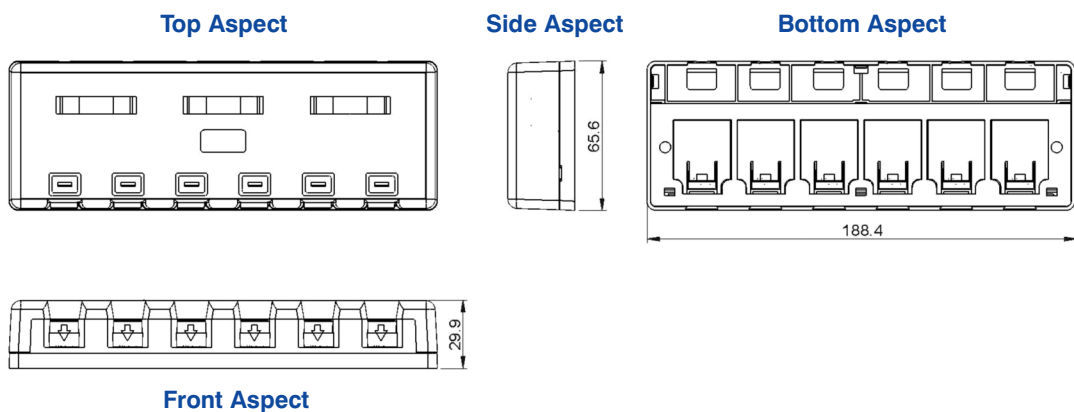
## 4 Port version

---



## 6 Port version

---



## Performance Overview

The Excel Plus surface mount boxes are manufactured and tested to the current Category 5 enhanced standards as defined by the EIA/TIA and ISO standards' bodies. Swept frequency tests are applied to each critical performance characteristic, such as near end cross talk (NEXT) and far end cross talk (FEXT). Both Worst Case and Power Sum Test methods are applied. Actual performance exceeds the required standard by a considerable margin ensuring sufficient headroom for even the most demanding applications.

## Performance / Specification Table

Specification:	<b>1 Port:</b> Category 5e ISO Class D 2002 EIA\TIA 569B <b>2 Port:</b> Category 5e ISO Class D 2002 EIA\TIA 570B <b>4 Port:</b> Category 5e ISO Class D 2002 EIA\TIA 571B <b>6 Port:</b> Category 5e ISO Class D 2002 EIA\TIA 572B
Wiring Specification:	<b>1 Port:</b> TIA 568A/568B <b>2 Port:</b> TIA 568A/568B <b>4 Port:</b> TIA 568A/568B <b>6 Port:</b> TIA 568A/568B
Dimensions:	<b>1 Port:</b> 48mm wide x 65.2mm deep x 26.2mm high <b>2 Port:</b> 76mm wide x 65mm deep x 26.1mm high <b>4 Port:</b> 132.1mm wide x 65.6mm deep x 29.8mm high <b>6 Port:</b> 188.4mm wide x 65.6mm deep x 29.7mm high
Installation Recommendation:	Suits any open office or compact office environment
RJ45 Jack:	Min. life 750 insertions
RJ45 Jack:	50 Micron Gold Plated contact pins
IDC Contacts:	Suitable for 110 compatible tooling. Maximum 200 reterminations
NEXT at 100MHz	Category 5e 40.3dB @100MHz (Power Sum)
FEXT at 100MHz	Category 5e 31.7dB @100MHz (Power Sum)

## System Warranty

When installed with Excel Patch leads and Excel Cable by an accredited Excel Cabling Partner, this product is supported by a comprehensive 25 year product and applications warranty.

## Typical Applications

- 10 Base-T
- 100 Base-TX
- Token Ring
- 1000 Base T Gigabit Ethernet
- 155 Mbps ATM
- 622 Mbps ATM

## Part Number Information

Part No.	Description
100-002	Excel Plus 1 Port Cat5e Surface Mount Box White
100-002-BK	Excel Plus 1 Port Cat5e Surface Mount Box Black
100-003	Excel Plus 2 Port Cat5e Surface Mount Box White
100-003-BK	Excel Plus 2 Port Cat5e Surface Mount Box Black
100-004	Excel Plus 4 Port Cat5e Surface Mount Box White
100-004-BK	Excel Plus 4 Port Cat5e Surface Mount Box Black
100-005	Excel Plus 6 Port Cat5e Surface Mount Box White
100-005-BK	Excel Plus 6 Port Cat5e Surface Mount Box Black